

Obrazac Grčka

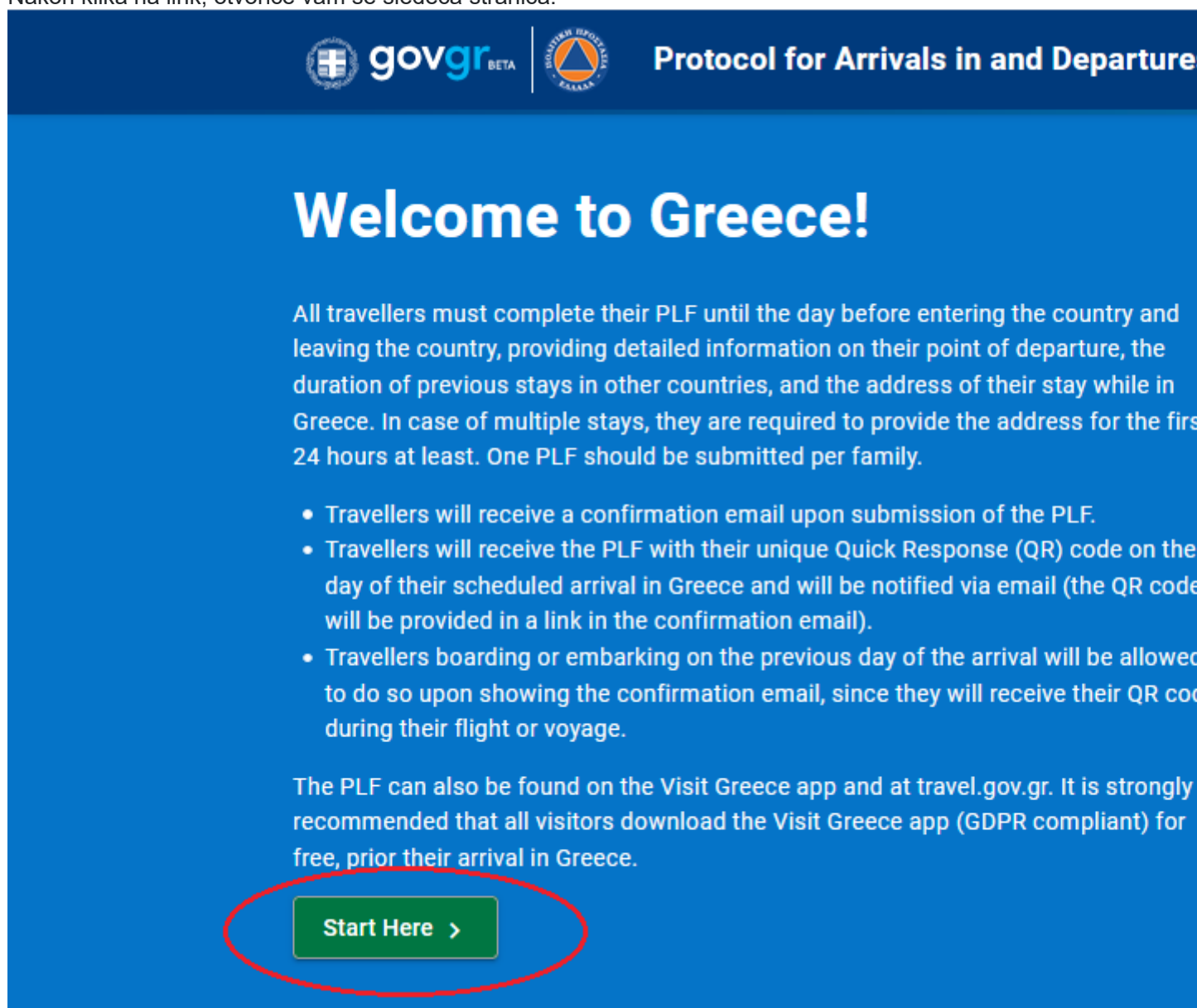
Poštovani,



Koristimo ovu priliku da Vas obavestimo o odluci Vlade Republike Grčke, u vezi sa uslovom ulaska svih lica na teritoriju Republike Grčke. Svi putnici su dužni da od 19.04.2021. godine, popune PLF obrazac (Passenger Location Form), najmanje 1 dan pre ulaska u Grčku, i na taj način pruže sve detaljne informacije o mestu i datumu svog boravka i tačnoj adresi boravka u Grčkoj, u skladu sa merama suzbijanja širenja korona virusa. Ulazak u Republiku Grčku državljanima Republike Srbije biće moguć avionom ili preko dva drumska prelaza između Grčke i Bugarske – Promahonas i Nimfea (svakog dana 7-23h).

PLF obrazac se nalazi na linku: <https://travel.gov.gr/#/>

Za popunjavanje PLF obrasca NEMOJTE koristiti slova ć,č,ž već koristite c,z

Nakon klika na link, otvoriće vam se sledeća stranica:



  Protocol for Arrivals in and Departure

Welcome to Greece!

All travellers must complete their PLF until the day before entering the country and leaving the country, providing detailed information on their point of departure, the duration of previous stays in other countries, and the address of their stay while in Greece. In case of multiple stays, they are required to provide the address for the first 24 hours at least. One PLF should be submitted per family.

- Travellers will receive a confirmation email upon submission of the PLF.
- Travellers will receive the PLF with their unique Quick Response (QR) code on the day of their scheduled arrival in Greece and will be notified via email (the QR code will be provided in a link in the confirmation email).
- Travellers boarding or embarking on the previous day of the arrival will be allowed to do so upon showing the confirmation email, since they will receive their QR code during their flight or voyage.

The PLF can also be found on the Visit Greece app and at travel.gov.gr. It is strongly recommended that all visitors download the Visit Greece app (GDPR compliant) for free, prior their arrival in Greece.

[Start Here >](#)

Uputstvo za popunjavanje PLF obrasca – obrazac grecka

Klikom na zeleno dugme “Start Here” započinjete prijavu.

Otvoriće Vam se sledeća stranica gde je potrebno uneti email adresu i šifru. Ukoliko se niste do sada prijavljivali za PLF obrazac, kliknite na dugme REGISTER

[← Back](#)

Passenger Locator Form (PLF)

Login

Email

Password

1. [Register](#) | [Reset Password](#)

Submit

Zatim popunite tražene podatke.



govgr BETA



Protocol for Arrivals in and Departures from Greece

[← Back](#)

Passenger Locator Form (PLF)

Register

Email

1. UNETI SVOJU E-MAIL ADRESU

Password

2. UNETI ŽELJENU ŠIFRU

Confirm Password

3. PONOVO UKUCATI IZABRANU ŠIFRU

Submit

4.

obrazac grcka

Na mail, koji ste uneli, će vam stići potvrda koju je potrebno verifikovati kako biste potvrdili registraciju. Nakon verifikacije, vratite se na početnu stranu i unesite mail adresu i šifru.

[← Back](#)

Passenger Locator Form (PLF)

Login

Email

Password

[Register](#) | [Reset Password](#)

Pratite svaki naredni korak, čekirajte navedena polja i potvrdite.



govgr BETA



Protocol for Arrivals in and Departures from Greece

[← Back](#)

Passenger Locator Form (PLF) – Please fill this form in English

Before you begin

I have read the [protocol](#).

1.

I will fill out and submit the form completely, correctly, and truthfully.

I will submit only one PLF form for my family / household.

By inserting your data hereunder you acknowledge that such data will be processed in order to protect public health against the COVID_19 pandemic (ar. 9 par. 2 i, Greek Law 4624/2019 ar. 22 par. 1 c). Furthermore, in case that your country of origin/ domicile is outside EEA and there is no adequacy decision, your personal data must be transferred to your Embassy or consulate according to ar. 49 par. 1 d of GDPR.

2.

[Continue](#)

[← Back](#)

Passenger Locator Form (PLF) – Please fill this form in English

Travel Direction

1.

I am coming to Greece

I am leaving Greece (applicable only for Greek citizens and permanent residents)

2.

[Continue](#)

U narednom koraku izaberite prevozno sredstvo kojim dolazite u Grčku.



govgr BETA



Protocol for Arrivals in and Departures from Greece

[← Back](#)

Passenger Locator Form (PLF) – Please fill this form in English

Transportation Type

Please select how you will be travelling

1. Ground (Bus / Train / Car)

Aircraft

Cruise Ship

Ferry Ship

2.

Zatim izaberite konkretno prevozno sredstvo (autobus, voz ili automobil).



[← Back](#)

Passenger Locator Form (PLF) – Please fill this form in English

Ground Transportation Type

Please select which ground transport will you be using

- Bus **AUTOBUS**
- Train **VOZ**
- Car **AUTOMOBIL**

1.

2.

[Continue](#)

Ukoliko putujete autobusom, potrebno je u prvom polju uneti registarski broj autobusa (nije obavezno), u drugom polju unesite ime agencije sa kojom putujete, a u trećem polju uneti broj sedišta u autobusu (nije obavezno). U četvrtom polju unesite DATUM ULASKA u Grčku. Ukoliko niste sigurni oko tačnog datuma ulaska, konsultujte se sa agencijom gde ste uplatili aranžman. .



[← Back](#)

Passenger Locator Form (PLF) – Please fill this form in English

Ground Transportation Type

Please select which ground transport will you be using

1. Bus

Train

Car

Please fill in the information with regards to your transportation

Plate Number (Optional)

2.

Carrier

3.

Seat Number (Optional)

4.

Date of travel / entrance in the country

5. UNETI DATUM ULASKA U GRČKU

Point of entry in the country

6. Select Entry Point EVZONI

* The points of entry / exit marked with a star are open to Greek citizens, holders of a residence permit or permanent residents of Greece, trucks carrying international cargo, persons entering for absolutely necessary professional travel (which needs to be properly documented). Additionally:

- The points of entry / exit at Kakavia and Kristallopigi are open to holders of a Special Expatriate Identity Card.
- The point of entry / exit at Evzonoï is open to ambulances transporting EU or EULEX diplomatic, military or administrative personnel or their family members to hospitals in Thessaloniki.

Continue

7.

obrazac grcka

Ukoliko putujete automobilom, izaberite opciju za automobil (Car), zatim unesite registarski broj vozila, unesite datum ulaska u Grčku. Ukoliko niste sigurni oko tačnog datuma ulaska, konsultujte se sa agencijom gde ste uplatili aranžman. U narednom polju izaberite mesto ulaska u Grčku. je dostupan vas granični prijelaz je EVZONI, ali se očekuje otvaranje i drugih graničnih prelaza tokom leta. **BROJ TABLICA PREVOZNIKA JE OPCION I NIJE OBAVEZAN PODATAK!**

[← Back](#)

Passenger Locator Form (PLF) – Please fill this form in English

Ground Transportation Type

Please select which ground transport will you be using

 Bus Train1. Car

Please fill in the information with regards to your transportation

Plate Number

2. UNETI REGISTARSKI BROJ VOZILA KOJIM PUTUJETE

 I hereby certify that I am a professional driver (e.g. truck driver,) in order to be exempt from the 24 hour PLF submission rule.

Date of travel / entrance in the country

3. UNETI DATUM ULASKA U GRČKU

Point of entry in the country

4. Select Entry Point EVZONI

* The points of entry / exit marked with a star are open to Greek citizens, holders of a residence permit or permanent residents of Greece, trucks carrying international cargo, persons entering for absolutely necessary professional travel (which needs to be properly documented). Additionally:

- The points of entry / exit at Kakavia and Kristallopigi are open to holders of a Special Expatriate Identity Card.
- The point of entry / exit at Evzonoi is open to ambulances transporting EU or EULEX diplomatic, military or administrative personnel or their family members to hospitals in Thessaloniki.

5. Continue

Sledeći korak zahteva da unesete lične podatke putnika. Uneti Prezime, Ime, srednje slovo (u koliko je potrebno), zatim izaberete pol, unesite broj godina, dokument sa kojim putujete (pasos i broj pasosa), aktivan broj telefona koji nosite sa sobom (za Srbiju u formatu +381...), i brojeve telefona na koje

takođe mogu da vas kontakiraju (nije obavezno), i email adresu, ukoliko nije automatski iskopirana.



govgr



Protocol for Arrivals in and Departures from Greece

[← Back](#)

Passenger Locator Form (PLF) – Please fill this form in English

Personal Information

Personal Information

Last (family) name

1. UNETI PREZIME

First (given) name

2. UNETI IME

Middle Initial (Optional)

3. UKOLIKO JE POTREBNO, UNETI SREDNJE SLOVO

Your Sex **OBELEŽITI POL**

Male **MUŠKI**

4. Female **ŽENSKI**

Other **DRUGO**

Age

Enter your age

5. UNETI BROJ GODINA

ID Document Type **DOKUMENT SA KOJIM PUTUJETE**

6. National ID

Passport

7. IZABRATI PASOS, A ZATIM UNETI BROJ PASOSA

Phone number(s) where you can be reached if needed.

Mobile Phone Number

Enter a plus sign (+) followed by your country code and your phone number, e.g. +306989123456.

8. UNETI AKTIVAN BROJ TELEFONA KOJI NOSITE SA SOBOM U FORMATU +381....

Business Phone Number (Optional)

Enter a plus sign (+) followed by your country code and your phone number, e.g. +306989123456.

9. UNETI POSLOVNI BROJ TELEFONA (NIJE OBAVEZNO)

Home Phone Number (Optional)

Enter a plus sign (+) followed by your country code and your phone number, e.g. +306989123456.

10. UNETI FIXNI BROJ TELEFONA (NIJE OBAVEZNO)

Other Phone Number (Optional)

Enter a plus sign (+) followed by your country code and your phone number, e.g. +306989123456.

11. UNETI NEKI DRUGI BROJ TELEFONA UKOLIKO IMATE (NIJE OBAVEZNO)

Email Address

Enter your username/mailbox name followed by the @ symbol and the domain name, e.g. jsmith@example.com.

Please make sure you enter a valid email address in order to receive your PLF.

12. UNETI EMAIL ADRESU, UKOLIKO NIJE AUTOMATSKI ISKOPIRANA

Continue

13.

U sledećem koraku je potrebno dostaviti podatke o mestu prebivališta (iz lične karte). Unesete zemlju u kojoj živite, grad/mesto, poštanski broj (pre poštanskog broja ukucajte broj 0, npr za Beograd 011000, za Niš 018000...), adresu iz lične karte, broj zgrade/kuće, broj stana (nije obavezno), a zatim u polju 8. izaberite zemlju u koju ste putovali u prethodnih 14 dana, u koliko niste putovanli nigde, ne popunjavati ovo polje.



[← Back](#)

Passenger Locator Form (PLF) – Please fill this form in English

Permanent Address

Please fill in the address of your permanent residence

Country

1.

State / Province

2.

City

3.

ZIP / Postal Code

4.

Street

5.

Street Number

6. UNETI BROJ KUĆE/ZGRADE U KOJOJ ŽIVITE

Apartment Number / Cabin Number (Optional)

7. UNETI BROJ STANA (NIJE OBAVEZNO)

Previously Visited Country (Optional)

If in the 14 days prior to your arrival / departure you have stayed in a country (not transit) other than your permanent address, declare below the name of country.

8. Select Country IZABRATI ZEMLJU U KOJU STE PUTOVALI U PRETHODNIH 14 DANA, UKOLIKO NISTE NIGDE PUTOVALI, NIŠTA NE DIRATI

Continue

9.

Prilikom sledećeg koraka, dostavite podatke o mestu u kome boravite. U prvom polju izaberete državu Grčku, u drugom polju ne popunjavati ništa, u trećem polju upisati ime mesta u kome boravite, u polju 4 uneti poštanski broj mesta u kome boravite u Grčkoj (na kraju ovog bloga ćete naći tabelu sa svim mestima u Grčkoj iz naše ponude sa tačnim poštanskim brojevima). U narednom (petom) polju izaberite opciju "hotel name" ukoliko odsedate u vilama ili hotelima. Zatim unesite ime hotela ili vile (iz ugovora/vaučera), unesite ulicu i broj vile/hotela, ako ne znate, unesite samo ime mesta gde se vila/hotel nalazi. U slučaju da letujete u više od jednog mesta, čekirajte polje broj 9. i unesite podatke iostalih mesta u kojima boravite

ZA ULICU I BROJ JE DOVOLJNO SAMO UPISATI MESTO U KOME LETUJETE!

[← Back](#)

Passenger Locator Form (PLF) – Please fill this form in English

Temporary Address

Please list all the places you will be staying at during the 14 days following your arrival / departure (Permanent Address listed before is excluded).

Country

1.

State / Province

2.

City

3.

ZIP / Postal Code

4.

Hotel name (if any)(Optional) 5.

Cruise Ship Name

6. UNETI IME VILE ILI HOTELA GDE LETUJETE

Street

7. UNETI ULICU I BROJ OBJEKTA UKOLIKO POSTOJI, UKOLIKO NE POSTOJI, UNETI IME MESTA

Apartment Number / Cabin Number (Optional)

8. UNETI BROJ SOBE (NIJE OBAVEZNO)

Please check if there is a second temporary address.

9. UKOLIKO LETUJETE U VIŠE MESTA, ČEKIRATI OVO POLJE I UNETI SVE PODATKE DRUGOG MESTA KAO I U PRVOM SLUČAJU

Continue 10.

Sledeći korak zahteva da dostavite kontakt osobu koja ne putuje sa vama, u slučaju nesrećnog slučaja. Dostavite Prezime, ime, zemlja i mesto u kojoj živi kontakt osoba, broj telefona osobe za kontakt (za Srbiju u formatu +381...), ostale telefone za kontakt (nije obavezno) i email adresu kontakta osobe.

SAVETUJEMO VAS DA U OVOM KORAKU UPIŠETE AGENCIJU DREAM LAND, NAŠ MAIL OFFICE@DREAMLAND.TRAVEL KAO I NAŠ KONTAKT TELEFON +381 11 630 55 00



[← Back](#)

Passenger Locator Form (PLF) – Please fill this form in English

Emergency Contact Information

Someone who can reach you during your trip.

Last (family) name

1. PREZIME KONTAKT OSOBE

First (given) name

2. IME KONTAKT OSOBE

Country

3. Select Country ZEMLJA U KOJOJ ŽIVI KONTAKT OSOBA

City

4. MESTO U KOME ŽIVI KONTAKT OSOBA

Mobile Phone Number

Enter a plus sign (+) followed by your country code and your phone number, e.g. +306989123456.

5. BROJ TELEFONA KONTAKT OSOBE U FORMATU +381...

Other Phone Number (Optional)

Enter a plus sign (+) followed by your country code and your phone number, e.g. +306989123456.

6. DRUGI BROJ TELEFONA KONTAKT OSOBE (NIJE OBAVEZNO)

Email Address

Enter your username/mailbox name followed by the @ symbol and the domain name, e.g. jsmith@example.com.

7. AKTIVNA EMAIL ADRESA KONTAKT OSOBE

Continue

8.


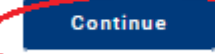
Sledeći korak zahteva da navedete sve osobe koje putuju sa Vama (osobe sa vaučera) koji su članovi Vaše porodice. U koliko putujete sa članovima porodice, pritiskom na dugme “add family member”

dostavite podatke svih putnika članova porodice. U koliko putujete sami, kliknite samo na dugme "continue".

[← Back](#)

Passenger Locator Form (PLF) – Please fill this form in English

Travel Companions – Family

1.  UKOLIKO PUTUJETE SA PORODICOM, KLIKNI NA OVO DUGME I UNETI PODATKE OSOBA SA KOJIM PUTUJETE
2.  UKOLIKO PUTUJETE SAMI, KLIKNI NA "CONTINUE"


Potrebno je dostaviti podatke za svakog člana porodice koji putuje sa vama. Kliknite dovoljan broj puta na dugme "add family member" kako biste uneli podatke za svakog člana porodice.

[← Back](#)

Passenger Locator Form (PLF) – Please fill this form in English

Travel Companions – Family

DODATI SVAKOG ČLANA PORODICE KOJI PUTUJE, KLIKOM NA DUGME ISPOD

1.  AKO PUTUJETE SA PORODICOM, UNETI PODATKE SVIH ČLANOVA PORODICE

Last (family) name

2.

First (given) name

3.

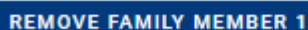
Seat Number (Optional)


4.

Age

Enter your age

5.





6.

Ako putujete sa osobom koja nije član Vaše porodice, dostavite podatke o saputniku klikom na dugme "add non-family travel companion". Kliknite dovoljan broj puta na ovo dugme tako da možete da unesete podatke za svakog od saputnika.

Kada sve ovo unesete, kliknite na dugme "submit" čime završavate unos podataka u PLF obrazac.



[← Back](#)

Passenger Locator Form (PLF) – Please fill this form in English

Travel Companions – Non-Family / Non-Same Household

OVDE DODATI SVE PODATKE SAPUTNIKA KOJI NISU ČLANOVI VAŠE PORODICE

Also include name of group (if any)

1. **ADD NON-FAMILY TRAVEL COMPANION** **KLIKOM NA OVO DUGME DODAJETE PROSTOR ZA UNOS PODATAKA OSTALIH SAPUTNIKA KOJI NISU ČLANOVI VAŠE PORODICE**

Last (family) name

2.

First (given) name

3.

Group (tour, team, business, other) (Optional)

4.

REMOVE NON-FAMILY TRAVEL COMPANION 1

Submit

5.

Nakon klika na dugme "submit", dobićete potvrdu gde piše da ste uspešno popunili PLF obrazac. Klikom na označeno dugme možete preuzeti prijavu sa QR kodom. Dan pre ulaska u zemlju ćete mailom dobiti konačnu potvrdu sa QR kodom, ali u koliko ne dobijete, možete poneti i PLF obrazac koji ste dobili prilikom popunjavanja prijave, važno je da imate QR kod, koji ćete prezentovati na granici.



Thank you for completing the PLF.

KLIKOM NA LINK "HERE" MOŽETE POGLEDATI I PREUZETI PRIJAVU SA QR KODOM

You may view the submitted PLF document by clicking [here](#). Please save this URL in your bookmarks.

Save your PLF document in the Visit Greece app



We are looking forward to your arrival in Greece!

Until then, please note the following:

- We emailed you a confirmation of your submission, including the unique URL of your PLF document.
- You will receive the PLF document with the QR code one day before your scheduled arrival in Greece.
- You will be notified again via email and the URL will be automatically updated.
- The PLF document is only valid with the QR code. Please carry the PLF document with you when entering Greece, either electronically or in print, in order to be permitted entry.

[Fill in the form for another person.](#)

[Go back to the home page.](#)

Potvrda o popunjenom PLF obrascu izgleda ovako (vidi sliku ispod). **Potvrdu je potrebno nositi sa sobom i prezentovati na granici.**

[Download in PDF format](#)

KLIKOM NA OVAJ LINK, MOŽETE PREUZETI PRIJAVU U PDF FORMATU

You are required to carry a certificate of a negative RT-PCR test result to be allowed by the border authorities to enter the country. The certificates should be written in English and bear the name and passport/national ID number of the traveler. You may be retested upon arrival at your point of entry in Greece.

Personal Information

Last (family) name - Middle Initial - First (given) name		Sex / Age
Petar Peric		Male / 33
Mobile Phone Number	Business Phone Number	Home Phone Number
[REDACTED]	[REDACTED]	[REDACTED]
Other Phone Number	Email Address	Passport
[REDACTED]	[REDACTED]	[REDACTED]



Unique Code
9339171420
Date Submitted
2021-04-26

Transportation Information: Bus Information

Plate Number	Carrier	Seat Number
[REDACTED]	Euroturs	
Date of travel / entrance in the country	Point of entry in the country	
[REDACTED]	Promachonas (Bulgaria)	

Permanent Address

Country	State / Province	City
Serbia		Nis
Street (Name, Number, ZIP)	Apartment Number / Cabin Number	Previously Visited Country
[REDACTED]		

Temporary Address

obrazac grcka

Grčka mesta i poštanski brojevi:

	Naziv mesta	Poštanski broj
Tasos	Tripiti	64002
	Skala Rachoni	64010
	Skala Potamia	64004
	Limenas	64004
	Agios Ioannis	64004
	Potos	64002
	Pefkari	64002
Sveti Đorđe	Asprovalta	57021
	Nea Vrasna	57021
	Stavros	57014
Halkidiki, Kasandra	Polichrono	63058
	Pefkohori	63085

	Kalitea	63077
	Kriopigi	63077
	Loutra Agia Paraskevi	63085
	Nea Potidea	63200
	Paliouri	63085
	Sany	63077
	Siviri	63077
	Hanioti	63085
	Nea Mudania	63200
Halkidiki, Centralni deo	Gerakini	63100
	Nea Kalikratia	63080
	Nea Flogita	63200
	Paralia	60100
	Olympic Beach	60150
Olimpska regija	Korinos	60062
	Platamon	60065
	Leptokaria	60063
	Nei Pori	60065
	Pefki	34200
Evia	Artemisio	34200
	Eretria	34008
	Parga	48060
	Kanali	48100
Jonska obala	Preveza	48100
	Sivota	46100
	Vrachos	48062
	Nidri	31084
Lefkada	Agios Nikitas	31080
	Nikiana	31100
	Perigiali	31084
	Ipsos	49083
	Agios Ioannis Peristeron	49084
	Alykes	49100
	Benitses	49084
Krf	Guvia	49100
	Messonghi	49084
	Dasia	49083
	Kanoni	49100
	Sidari	49081

Solunska regija	Agia Triada	57019
	Perea	57019
	Elia Beach	63088
	Methamorphosi	63078
Sitonia	Neos Marmaros	63081
	Nikiti	63088
	Psakoudia	63071
	Vourvouru	63078
Atos	Ammouliani	63075
	Nea Roda	63075
	Ouranopolis	63075
Skiatos	Achladies	37002
Trakija	Aleksandropolis	68100
Peloponez	Tolo, Nafplion	21056

Grčke regije:

Tabela sa administrativnim regijama	
DESTINACIJA	ADMINISTRATIVNA REGIJA
Tasos	Anatoliki Makedonia Kai Thraki
Trakia	Anatoliki Makedonia Kai Thraki
Sveti Đorđe	Kentriki Makedonia
Halkidiki, Kasandra	Kentriki Makedonia
Halkidiki, centralni deo	Kentriki Makedonia
Olimpska regija	Kentriki Makedonia
Solunska regija	Kentriki Makedonia
Halkidiki, Sitonia	Kentriki Makedonia
Halkidiki, Athos	Kentriki Makedonia
Krf	Ionia Nisia
Lefkada	Ionia Nisia
Evia	Stereia Ellada
Jonska obala	Ipeiros
Skiatos	Thessaly
Peloponez	Peloponnese Region